



"From Our Family To Yours"



**Other Sizes and
Custom Models Available**

VERTICAL HOISTS



MBL 4000V (Shown)
Optional:
Full Length Side Guides
Electric Winch Assist and
Canopy



MBL 5500V (Shown)
Standard with Direct Drive
Electric Winch
Optional Canopy and
Pontoon Cradle

Options for Vertical Boat Hoists

- Canopy Sizes: 20' - 23' - 26' - 29'
- Deeper Canopy Sides for Greater Coverage
- Premium Canopy Colors: Yellow-Red
- Canopy Colors: Gray-White-Blue-Hunter Green-Tan
- 110 V A.C. Electric Winch - Direct Drive
- 12V D.C. Elect Winch Assist (Drives winch wheel)
- 110 V A.C. Elect Winch Assist (Drives winch wheel)
- Guide ons
- Full Length side Guides
- Leg Extensions - Up to 6'
- Motor Stop
- Wheel Bracket Plates
- Extended Bunk Plates (Ski Boat)
- Pontoon Cradle

Features of the Midlander Vertical Hoists

- Stainless Steel Cables
- All Brass Pulleys with Grease Zerks
- Highest Grade Aluminum With Safety Edges
- Fully Carpeted Pressure Treated Cradle Rails
- Adjustable Legs
- Keel Protectors
- Fully Welded
- Precision Brake Winch. Manufactured Specifically For our Vertical Hoists, Roller Chain, Aluminum and Steel Construction, Completely Covered and Protected.



Specifications	MBL10500V	MBL5500V	MBL4000V	MBL2500V
Load Capacity	10500lbs.	5500lbs.	4000lbs.	2500lbs.
Max. Beam	120"	112"	112"	105"
Lift Height	60"	46"	46"	40"
Adjust Legs	18"	18"	18"	18"
Bunk Length	18'	10'	10'	10'
Shipping Weight	1100lbs.	480lbs.	390lbs.	330lbs.

CANTILIVER HOISTS



MBL 1590C (Shown)



MBL 25108C (Shown)
Optional Electric Winch Assist and Guide Ons

Options for Cantiliver Boat Hoists

- Canopy Sizes: 20' - 23' - 26' - 29'
(Not available on MBL 1590)
- Canopy Colors: Gray-White-Blue-Hunter Green-Tan
- 12V D.C. Elect Winch Assist (Drives Winch Wheel)
- 110 V A.C. Elect Winch Assist (Drives Winch Wheel)
- Guide Ons
- Full Length Side Guides
- Leg Extensions - Up to 6'
- Motor Stop
- Wheel Bracket Plates
- Extended Bunk Plates (Ski Boat)

Features of the Midlander Cantiliver Hoist

- Galvanized Aircraft Cable
- Quality Brake Winch - Dutton Lainson
- Highest Grade Aluminum with Safety Edges
- 3" Brass Aluminum Pulleys
- Added Support at Hinge Points
- Adjustable Legs
- Fully Carpeted Pressure Treated Cradle Rails
- Keel Protectors
- Fully Welded


Specifications	MBL45115C	MBL40108C	MBL25108C	MBL1590C
Load Capacity	4500lbs.	4000lbs.	2500lbs.	1500lbs.
Max. Beam	115"	108"	108"	90"
Lift Height	40"	40"	40"	40"
Adjust Legs	18"	18"	18"	18"
Bunk Length	10'	10'	10'	10'
Shipping Weight	430lbs.	420lbs.	350lbs.	275lbs.



MINI HOISTS




MH750 (Shown)



MH1200 (Shown)

Features of the Midlander Mini Hoist

- All Aluminum Construction
- Fully Adjustable Cradle-Rails
- Quality Brake Winch - Dutton Lainson
- Brass Pulleys
- Galvanized Aircraft Cable
- Adjustable Legs



Specifications	MH750	MH750D	MH964	MH1200
Load Capacity	750lbs.	750lbs.	900lbs.	1200lbs.
Max. Beam	51"	51"	64"	72"
Lift Height	40"	40"	40"	40"
Adjust Legs	10"	10"	10"	18"
Bunk Length	6'	6'	6'carpeted	10'carpeted
Shipping Weight	100lbs.	200lbs.	130lbs.	200lbs.

PONTOON HOISTS

Features Of the Midlander Pontoon Hoists

- Straddle Design
- Quality Brake Winch - Dutton Lainson
- Fully Welded
- Highest Grade Aluminum With Safety Edges
- Added Support at Hinge Points
- 3" Brass Aluminum Pulley
- Galvanized Aircraft Cable
- Pressure Treated Wood Cushions on Top Rails



MPL 2400 (Shown)



MPL 3600 D.W. -25 (Shown)
Optional Electric Winch Assist

Options for Pontoon Hoists

- 12V D.C. Elect Winch Assist (Drives winch wheel)
- 110 V A.C. Elect Winch Assist (Drives winch wheel)
- Wheel Bracket Plates
- H Style Extension Legs - 3' Standard
- Single Style Extension Legs - 2' Standard
- Rear Roller Guides
- V-Style Pivot Arms - Tri-Toon



Specifications


	MPL2400	MPL3000	MPL2400D.W.19	MPL3000D.W.21	MPL3000D.W.23	MPL3000D.W.25	MPL3000D.W.F.E.	MPL3600D.W.25
Load Capacity	2400lbs.	3000lbs.	2400lbs.	3000lbs.	3000lbs.	3000lbs.	3000lbs.	3600lbs.
Lift Height	52"	52"	52"-71"	52"-71"	52"-71"	52"-71"	52"-71"	52"-71"
Bunk Length	19'	21'	19'	21'	23'	25'	21'	25'
Shipping Weight	250lbs.	280lbs.	270lbs.	300lbs.	315lbs.	325lbs.	300lbs.	350lbs.



2/10 Limited Warranty

L&M Manufacturing, Inc. (seller) warrants that all hoists purchased new by the original owner are free from defects and workmanship under normal use for (2) years from date of purchase, and 10 years on aluminum framework. Seller shall be promptly notified in writing of any such defects. After approval, in writing, seller agrees to repair or replace defective material returned to the factory freight prepaid. This warranty does not cover damage caused by installation, overloading, accident, neglect, improper use, alterations or repairs made by others, damage by ice, weather conditions or acts of God. In no event shall the seller be liable for consequential damages of any nature.

DISTRIBUTED BY:



Designed And Manufactured By:

L&M Mfg., Inc.

Hope, MI 48628